




TRUSTED SINCE 1992

9" TRIO TURBO OSCILLATING FAN

EQQ 7931S

使用说明书



Celebrate Fine Living!

Thank you for purchasing EuropAce 9 Inch Oscillating Fan.
For safety purpose, please read this operating instruction manual carefully before using and
keep it for future reference.

CONTENTS

Important Safety Instructions _____

IMPORTANT SAFETY INSTRUCTIONS

Read all instruction carefully and keep this manual for future reference.

Do not let the appliance touch any hot surfaces.

To avoid electric shock, do not place the cord, the plug or the appliance in water or other liquids.

Close supervision is necessary when the appliance is used by or near the children.

Unplug the plug outlet when not in use and before cleaning.

Do not operate the appliance with a damaged cord or plug or after the appliance malfunctions or has been damaged in any manner. Return the appliance to our customer service centre for examination.

Do not let the cord hang over the edge of a table or counter or touch hot surfaces.

Do not place the appliance on an unsteady or cloth covered surface.

Please check the power cord & the plug firstly to see if they are normal, and check the body to see if there is any a crack or damages. If there is any abnormal, please call the customer service hotline for assistance.

When you are going to move the fan or not in use, please cut off power and unplug the plug.

Do not use the fan in the area at high humidity, temperature higher than 40°C or dusty area.

Do not insert the fingers or other objects into the fan during operation. Especially take care of the children.

Please do not blow to the elder, the children or the patient directly for a long time.

Do not spray any detergent such as bug or mosquito killer into the fan to prevent it from damages to the plastic material.

The appliance is for household use only. Do not use at outdoors or for any commercial or industrial purpose.

This appliance is not intended for use by persons (including children) with reduced physical, sensory or mental capabilities, or lack of experience and knowledge, unless they have been given supervision or instruction concerning use of the appliance by a person responsible for their safety.

Children should be supervised to ensure that do not play with the appliance.

Always disconnect the mains power, before any user maintenance.

If the supply cord is damaged, it must be replaced by the sole distributor, its service agent or similarly qualified persons in order to avoid a hazard.

Please ensure that the fan is switched off from the supply mains before removing the guard.

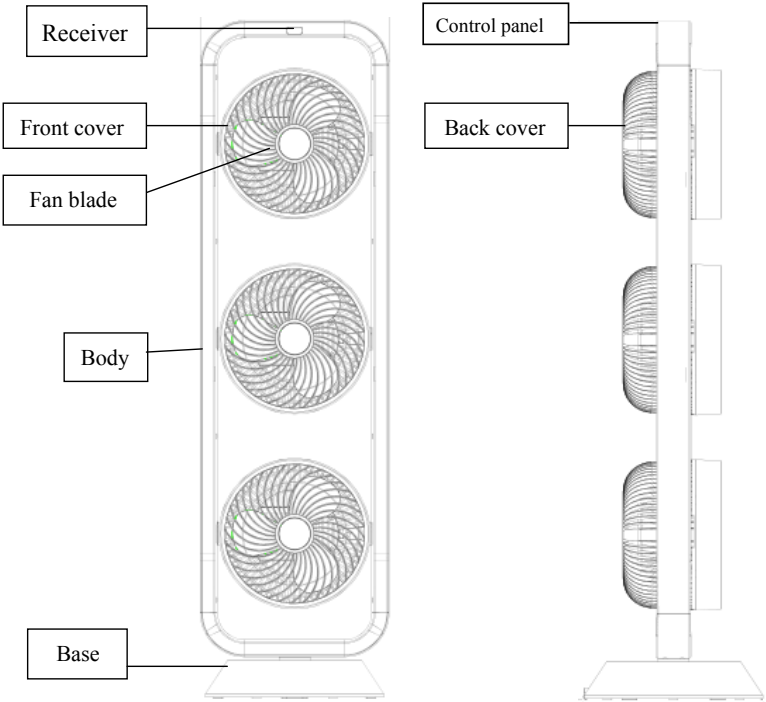
, 50-60Hz power supply.

Do not operate the fan in the presence of explosive and/or flammable fumes.

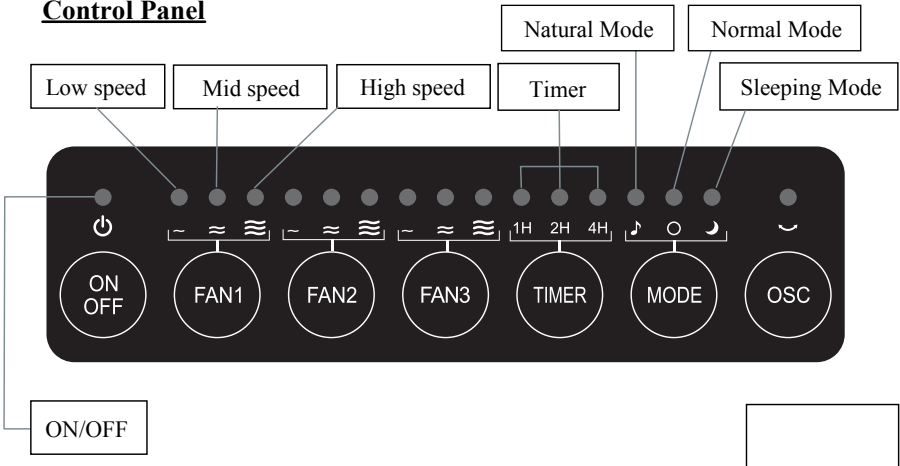
Do not place the fan or any parts near an open flame, cooking or other heating appliance.
fan on a wall or ceiling.

Do not operate if the fan housing is damaged.

PARTS DESCRIPTION



Control Panel



FAN OPERATION

Check the household voltage to ensure it matches the appliance's rated specification. Be sure to plug into AC 220-240V~, 50-60Hz outlet.

ON/OFF

Put in the plug, you can hear “Bi, Bi” then press the “ON/OFF”, product starts at mid-speed.

SPEED

Product has 3 speed: low-mid-high.

you select a speed, the indicator will light up and show as follows:

“ ~ ” mean low speed.

“ ≈ ” mean mid speed.

“ ≐ ” mean high speed.

TIMER

Press **one** time to add **one** hour (Min 1 hour, max 7 hours):

2H-3H.....7H-0H-1H.....

on 7 hours. At the same time, the indicator light on.

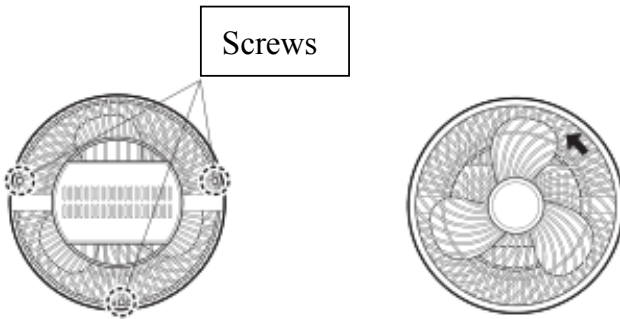
Press the “OSC” one time, the product will oscillate left and right by automatic, and press again, stop oscillation. Meanwhile, you can adjust the up and down degree by manual.

6. Please note that the three fan can be controlled independently.

If you don't use fan for a long time, please pull out the plug.

CLEAN MANUAL

1. Before you clean the fan, please ensure that the power plug had been pulled out.
2. Please take the three screws out which are on the back cover, then twist the front cover to the left and take it out.



3. Twist the fan blade screw to the right and take the fan blade out, then you can clean the fan blade.



4. Before reinstalling the fan, please ensure that all the parts are dry.

SPECIFICATION

Model	EQQ 7931S
Rated voltage	220-240 V~
Rated frequency	50-60Hz
Rated power	105W
Product size	275 x 260.9 x 991mm
N.W.	5.34kg
G.W.	6.80kg

非常重要！

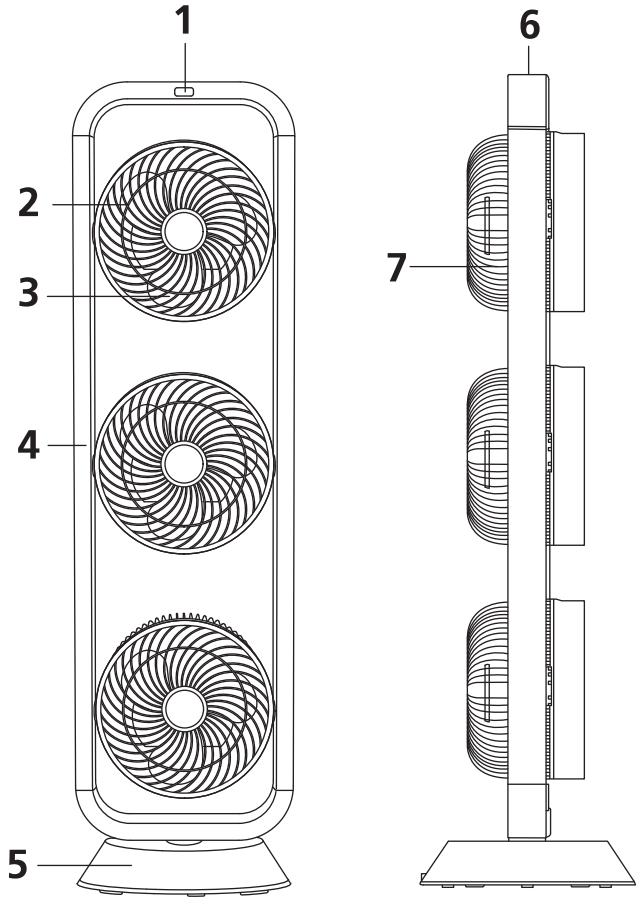
- 请仔细阅读本说明书，确保正确使用，并保存好说明书，以供将来参考。
- 说明书内含保修卡，请妥善保管！

安全注意事项 SAFETY INSTRUCTION

- 使用前请确保输入电源是否一致（220-240V~，50-60Hz）。
- 不能有任何物件阻隔进/出风口。
- 请不要给老人、婴儿或行动不便的人士长时间直接固定方向地吹风，以免造成不适。
- 请不要把风扇放在浴室、潮湿及非常高温的地方使用，以免损坏产品。
- 请把风扇远离窗帘、门帘等柔软物件，以免卷入风扇内。
- 当产品发现有破损或不安全时，请暂停使用，联络产品的维修中心进行检查及维修，切勿自行维修检查。
- 当清洁、维修或移动产品前，请拔除电源插头。
- 当不使用风扇的时候，请拔除电源插头，以免产品长时间在备用状态下缩短产品寿命及造成意外或危险。
- 请注意不要让小孩接触或玩弄该产品。
- 产品应保持清洁及定期保养。
- 请勿让身体有残障、精神不健全及对产品缺乏经验或知识的人士(包括小童)单独使用此产品，如需使用，必须要在负责任的成年人监管下使用。
- 切勿自行分拆产品，以免损坏产品和造成触电事故！
- 请勿将手指及其它身体部位或杂物放入进/出风口，以免造成伤害及损坏产品。
- 请勿将湿毛巾、湿抹布随手放在产品上，避免会造成漏电及发生触电意外。
- 请在清洁产品时将电源插头拔下，以免造成触电意外。
- 如果电源软线损坏，为了避免危险，必须由制造商其维修部或类似部门的专业人员更换。
- 拆下防护外壳前必须确保风扇与电源断开。

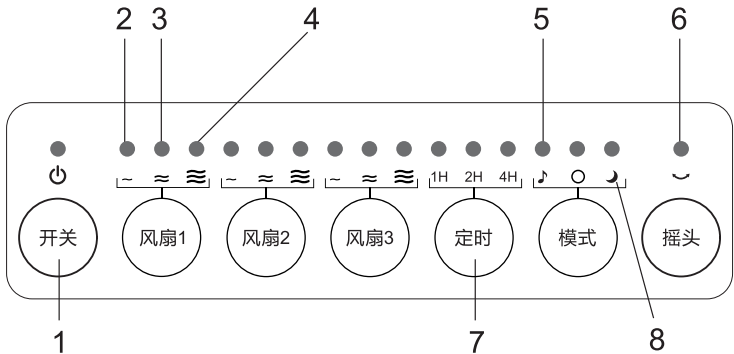
部件说明 PART DESCRIPTION

- 1. 遥控接收窗
- 2. 前网
- 3. 扇叶
- 4. 机体
- 5. 底座
- 6. 控制面板
- 7. 后网



控制面板

- 1. 开关
- 2. 低速
- 3. 中速
- 4. 高速
- 5. 自然模式
- 6. 摇头
- 7. 定时
- 8. 睡眠模式



风扇操作说明 FAN OPERATION

操作面板及遥控器使用说明：

将插头插入插座之前，请先确认插座电源是否为 220-240V~，50-60Hz 此时可通过机体上的控制面板或遥控器操作风扇。

电源开关按键

按下“开关”键后，风扇启动，此时弱风量运转，再按一下风扇即关闭

风量按键

按下“风扇”开关，此时风扇转动，各段风速如下：

“-”表示弱风量，风速指示灯（-）会亮

“=”表示中风量，风速指示灯（=）会亮

“≡”表示强风量，风速指示灯（≡）会亮

*风扇头可以分别独立控制。

定时按键（每次重新启动时，都要重新设定）

按下“定时”键，风扇进入定时模式，最长定时时间为7小时，定时时间显示如下由1~7小时循环改变：

“1”：定时1小时

“2”：定时2小时

“4”：定时4小时

*每一次新的定时设定，时间将重新计算。

左右摇头按键

风扇启动后按下此功能键，即自动左右摇头，再按一次即停止摇头。

模式按键

风扇启动后按下此功能键，即自动进入自然风模式，再按一次即自动进入睡眠风模式，再按一次为正常风，依次循环。

第一次按“模式”键，切换为自然风模式，

第二次按“模式”键，切换为睡眠风模式，

第三次按“模式”键，切换为正常风模式，

按“开/关”键关机再开机时，风类功能无记忆。

在正常风模式切换到自然风时，都默认进入连续当前工作状态，再按调节风量按键可以变换。

按“模式”键，可以切换“睡眠风”模式工作；睡眠风为切换自然风从设定档位每隔30分钟降一个档，降到低档后一直以低档自然风工作。

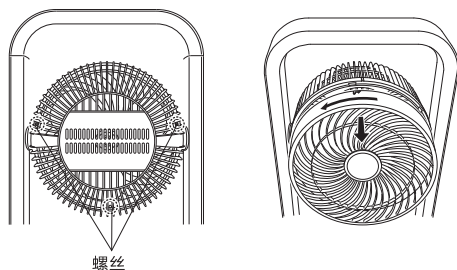
睡眠风模式下切换档位，清掉之前走的时间，重新计时30分钟后降一档。

基本参数 SPECIFICATION


品名	型号	额定电压/频率	功率	绝缘等级	产品尺寸
电风扇	EQQ 7931S	220-240V~, 50-60Hz	105W	II	275X260.9X9991MM
执行标准	GB4706.27-2008/GB4706.1-2005/GB4343.1-2018/GB17625.1-2012				

保养与清洁 CLEANING AND STORAGE

- 清洁、保养或移动产品前，必须先关闭产品然后拔除电源插头。
- 机体外部有污迹的地方，可以用中性清洁剂沾湿布拭擦，再以软布拭擦干净即可。
- 前网拆洗：先取下位于后网的三颗螺丝（左右下），前网逆时针旋转即可取下清洁。



- 扇叶清洗：以顺时针方向旋转扇叶固定旋钮，即可拆下扇叶清洗。



- 切勿将电源线或主机浸在水中清洁或在水龙头下冲洗，风扇内部零件不可沾水。
- 切勿使用清洁剂、钢丝刷、汽油、酒精、醋或其他挥发腐蚀性液体清洁产品，以免损坏产品。
- 用微湿的布清洁风扇的表面即可。
- 清洁完毕，必须待产品完全干燥后，才可连接电源使用。
- 如长时间不使用，请将产品收藏回包装盒内并放置在干燥阴凉且安全的地方。

Product Warranty

The Warranty Card is not provided in the product packaging. You can register the product warranty online at our website <https://www.europace.com.sg/ewarranty/> within 7 (seven) days from the date of purchase. You will enjoy an additional 3 months of the product standard warranty when you register online. Please produce your E-warranty registration when requesting for repair and service at our Service Centres nearest to you.

In the event, if you are unable to register the product warranty online you must produce your purchase receipt/tax invoice and such other documentary proof of purchase of the appliance when requesting for repair and service.

Product Warranty Coverage

You may find out your product warranty coverage at the link below before calling our Customer Service Hotline (65) 6457 3678 or visiting our Service Centre.

http://europace.com.sg/ewarranty/src/cupload/settings_pdf/1/1-1-2c899-1563960978-WARRANTY-COVERAGE-19_0221.pdf

TERMS & CONDITIONS OF WARRANTY (THIS WARRANTY IS VALID IN SINGAPORE ONLY)

Your appliance is warranted against faulty design, workmanship or materials for a period of 12 months unless otherwise stated from the date of purchase, subject to the following terms & conditions herein below:-

- 1) That the owner shall register the product warranty online at our website www.europace.com.sg within 7 (seven) days from the date of purchase.
- 2) That the appliance shall be used solely for domestic purposes and not for commercial purposes or any other purposes whatsoever and used strictly under the instruction for operation as provided by the manufacturers or the appliance.
- 3) That if any time during the warranty period any part or parts of this appliance is removed, tampered, modified, adjusted, altered, handled or repaired in any way whatsoever by any persons other than those authorized by Strategic Marketing (S) Pte Ltd, this warranty shall immediately cease to be valid and become void.
- 4) That the owner shall produce the E-warranty registration or tax invoice/receipt and such other documentary proof of purchase of the appliance to our satisfaction as we may deem necessary when requesting for repair and service.
- 5) That our decision on all queries relating to complaints as to defects either of workmanship or of materials shall be conclusive and the owner shall agree to abide by such a decision. Any appliance or defective part which has been replaced shall become our property.
- 6) The terms and conditions of this warranty shall be contained exclusively in this document and no other presentation of provision, either written or otherwise, regardless of the origin of the same, shall be accepted as either adding or removing from these terms and conditions.
- 7) That this warranty shall cease to be valid and void if the appliance is exported or relocated from Singapore.
- 8) That there shall be no removal, alteration, defacement, or made illegible/tampered or any kind of the serial number on the appliance.
- 9) That the owner shall be fully responsible for the due delivery and collection of the appliance for any work done according to this warranty. Transportation expenses incurred for delivery or handling the appliance are chargeable to the owner.
- 10) Transportation and labour charges apply after the full parts warranty expires. Refer to <https://www.europace.com.sg/ewarranty/> for more information.

In addition to the above, this warranty shall be subjected to the following limitations and exclusions:-

a) The appliance shall be warranted by STRATEGIC MARKETING (S) PTE. LTD. from date of purchase only for a period of:-

10 years - Heating Element warranty applies to selected models of Storage Water Heaters.

- Tank Leakage warranty applies to selected models of Storage Water Heaters.

8 years - Motor warranty applies only to selected models of Stand Fans (Walk-in warranty).

10 years - Compressor warranty applies to selected models of Refrigerators.

6 years - Motor warranty applies only to selected models of Stand Fans (Walk-in warranty).

- Compressor warranty applies only to selected models of System Air Conditioners and Portable Air Conditioners.

5 years - Compressor warranty applies to Refrigerators, Freezers, Wine Coolers, Portable Air Conditioners & Casement Air Conditioners (Outdoor warranty). Transportation is chargeable from the 2nd year to 5th year.

- Compressor warranty applies to Dehumidifiers (Walk-in warranty)

- Motor warranty applies only to selected models of Stand Fans (Walk-in warranty).

3 years - Full parts warranty applies only to selected models of Air Purifiers & selected models of Dehumidifiers (Walk-in warranty).

- Heating Element warranty applies only to selected models of Garment Steamers (Walk-in warranty).

- Motor warranty applies only to selected models of Jet Turbine Fans & selected models of Air Coolers (Walk-in warranty).

2 years - Motor and internal parts warranty applies only to selected models of Stand Fans, selected models of Oscillation Power Fans & selected models of Air Purifiers (Walk-in warranty).

- Heating Element warranty applies to selected models of Electric Ovens & selected models of Kettle Jugs. (Walk-in warranty)

- Motor warranty applies only to selected models of Jet Turbine Fans (Walk-in warranty).

- Full parts warranty applies only to Wine Coolers of 34 Bottles & above.

1 year - Full parts warranty applies to *Lifestyle Products (cash & carry items), Small Kitchen Appliances, Fans, Air Coolers, Wine Coolers of 20 Bottles & below, Mini Bar Fridge (Walk-in warranty)

- Full parts warranty apply to Refrigerators, Air Conditioners & Freezers (Outdoor warranty).

Check out the warranty coverage of your appliance at www.europace.com.sg

b) The owner waives all or any claims to compensation monetary or otherwise which he/she may be entitled to and shall agree to accept any compensation whatsoever by way of additional repairs or otherwise which we in our absolute discretion may deem fit to offer. The giving of compensation shall be subjected to the other provisions of the warranty.

c) This warranty shall not be transferable, negotiable or assignable to any third party.

d) The warranty does not include transport delivery or handling charges incurred in the transportation of the appliance to and from Strategic Marketing (S) Pte Ltd.

e) Damage caused during transit where the appliance is transported for servicing, repair, or in relation thereof or connection therewith.

f) In respect of refrigerator and air conditioner only, upon the expiry of 12 months from the date of purchase, this warranty will not cover transport, refrigerant and labour to install a new compressor.

g) This warranty will not cover chemical cleaning, maintenance service, general service and overhaul, which if confirm is chargeable.

h) Defects or fault in the appliance which has been used for commercial purposes or which have been rented/leased or which have been otherwise subject to other than household use.

i) Claims for damaged/missing parts after 3 days from the original date of goods received will not be valid.

j) This warranty and the Replacement Scheme does not particularly cover damages and/or defects arising from

- Usage of wrong electrical supply/voltage.
- Usage not according to the Instruction Manual provided by the manufacturers.
- Misuse, accidents, negligence, abuse, improper installation, or any manner of tampering.
- Normal wear and tear.
- Corrosions rusting or stains.
- Scratches, dents on the unit body, casing or paintwork of the appliance.
- Act of God, fire, flood and civil unrest.
- We shall not under any obligation, legal or otherwise to repair this appliance or one to one exchange if the same shall be required as a result of losses, damages, and malfunctions arising from any of the causes mentioned in the paragraph.

k) All accessories, external parts and extruded parts such as front panel, casing, door, glass cover, glass door, cable/cord assembly, batteries, adaptor, plug, remote control, control knob, buttons, filter, UV lamp, oven tray, wooden rack, exhaust hose, fixtures, panels, cover, lid and lever, plastic parts, fan blades, blade guard, inner pots, brushes, water tanks, attachments made of glass, plastic and/or porcelain, detachable parts, and other option items are excluded from this warranty.

All services provided after the warranty period will be chargeable at standard rates determined by STRATEGIC MARKETING (S) PTE. LTD.

The terms and conditions of this warranty shall be varied except with the written and express consent or agreement of Strategic Marketing (S) Pte. Ltd. While Strategic Marketing (S) Pte. Ltd. endeavours to repair any defects after the warranty period, it is subject to availability.

It is hereby expressly provided that any liability of Strategic Marketing (S) Pte. Ltd. for any loss or damage whatsoever arising from, relating to or in connection with the purchase of the appliance shall not exceed the purchase price (excluding installation costs) of the appliance. Similarly, Strategic Marketing (S) Pte. Ltd.'s liability for any breach of this warranty shall be limited to the purchase price (excluding installation costs) of the appliance.

* Lifestyle Products - Garment Steamer, Humidifier, Dehumidifier, Air Purifier, Mini Bar-Fridge.

* Walk-in warranty - Customers are obliged to bring the warranted products to Strategic Marketing (S) Pte. Ltd. Service Centre for repair/service during the warranty period.



**Scan QR Code for
the online Warranty
Registration**

Ver. 20_0312

For more technical details / enquiries, please visit:

EUROPACE SERVICE CENTER

10 Changi South Street 3 #06-01 Singapore 486147

Tel: (65) 6457 3678 | Fax: (65) 6741 0728

Operating Hours: Monday -Friday: 9am - 5pm | Saturday: 9am - 1pm

Email: service@strategic.com.sg

www.europace.com.sg | www.strategic.com.sg

RELATED PRODUCTS & MAIN CONTACT HOTLINE

System Split Aircons | Tel: 6858 0801 | Email: systemac@strategic.com.sg (Twin City)
Portable & Casement Aircons | Tel: 6291 0800 | Email: portableac@strategic.com.sg (Jia Yue)

Refrigerators, Washing machines, Cookers & other major appliances |

Tel: 6289 0802 | Email: mda@strategic.com.sg (TnG)

Celebrate Fine Living!

This product is distributed by Strategic Marketing (S) Pte Ltd

If there is any technical amendment for the product, it will be edited on the updated version of the instruction manual without prior notice. The pictures shown in the instruction manual is only for illustration purpose only. If the appearance or colour of the product is modified, please refer to the actual appliance as a standard.

